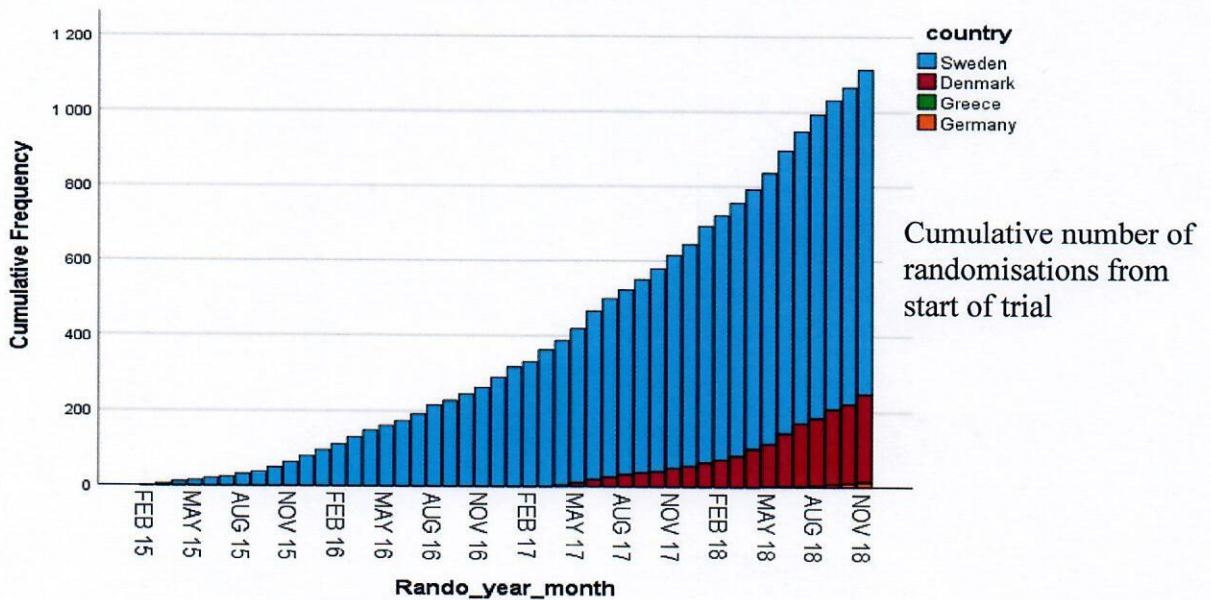
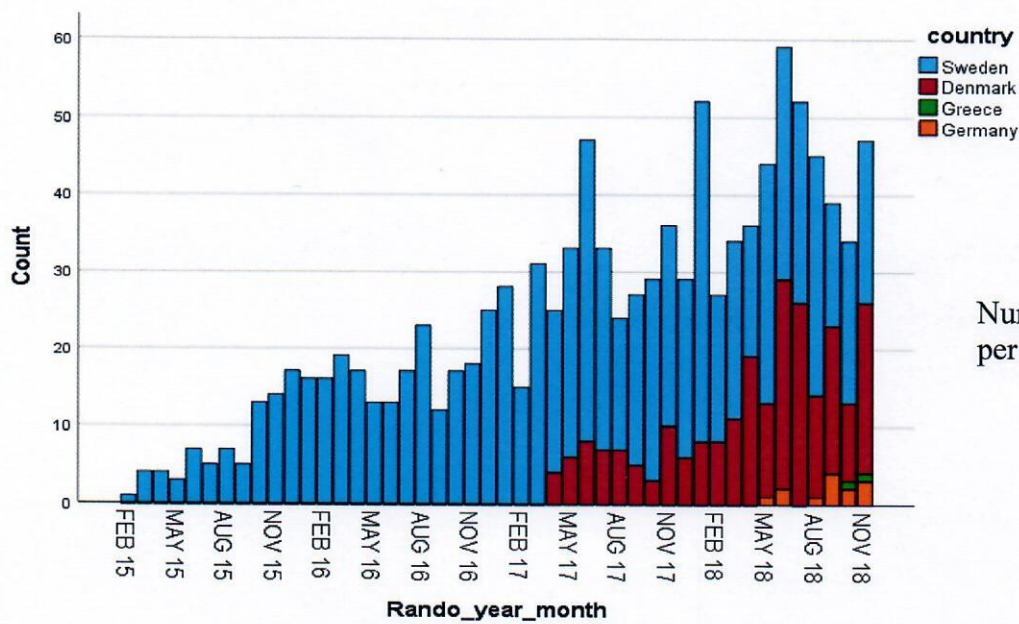


Dear contributors, colleagues and co-workers,

With Christmas coming up and the year 2018 approaching its end, it is time for another newsletter of the SENOMAC trial. We have now reached **1112 randomized patients** in the SENOMAC trial, a wonderful achievement.





You may have noticed that the layout of the questionnaires on the trial homepage has changed (access to documents via specific links), hopefully facilitating download of the individual documents. As usual, I wish to remind you all that the questionnaires on arm morbidity and quality of life, and especially those collected at baseline as a starting point, are an important part of this trial. **Please do make sure that patients complete their questionnaires!**


Here comes an updated **Top Ten accrual list (only accrual during 2018!)**:

1. Rigshospitalet Copenhagen, Denmark (n=62, 13.2%)
2. Capio S:t Göran, Stockholm, Sweden (n=41, 8.7%)
3. Aarhus University Hospital, Denmark (n=26, 5.5%)
4. Hospital of Southern Jutland, Aabenraa, Denmark (n=26, 5.6%)
5. Linköping University Hospital, Sweden (n=24, 5.1%)
6. Sahlgrenska University Hospital, Gothenburg, Sweden (n=21, 4.5%)
7. Skåne University Hospital Malmö/Lund, Sweden (n=20, 4.3%)
8. Aalborg University Hospital, Denmark (n=20, 4.3%)
9. Karolinska University Hospital, Stockholm, Sweden (n=17, 3.6%)
10. Central Hospital Kristianstad, University Hospital Örebro, and Akademiska University Hospital Uppsala, Sweden (all n=14, 3.0%)

Congratulations!

I want to thank you all for your impressive efforts for the SENOMAC trial. Please also see the **following table and figure. It would be appreciated if you could disseminate this newsletter to your colleagues and co-workers.**

With my best wishes for a Merry Christmas and a Happy New Year!

  
Jana de Boniface  
for the SENOMAC steering committee and the sponsor Karolinska Institutet.

[jana.de-boniface@ki.se](mailto:jana.de-boniface@ki.se) or [jana.de-boniface@capiostgoran.se](mailto:jana.de-boniface@capiostgoran.se)





Table: Number of site-specific randomisations as of **November 30, 2018**

**Please observe that this table only shows those sites that have generated randomisations as of today. For a list of all initiated sites, please see the trial homepage.**

Site	Country	Initiation visit	First patient in	Number of randomisations
Karolinska	Sweden	2015-01-30	2015-02-27	91
Västerås	Sweden	2015-03-02	2015-04-14	42
S:t Göran	Sweden	2015-03-05	2016-06-07	86
Akademiska Uppsala	Sweden	2015-03-12	2016-02-14	32
Södersjukhuset	Sweden	2015-03-18	2015-11-24	60
Örebro	Sweden	2015-03-25	2015-10-01	36
Sahlgrenska	Sweden	2015-04-23	2015-06-10	69
Lund/Malmö	Sweden	2015-05-13	2015-10-13	61
Helsingborg	Sweden	2015-05-20	2015-07-23	30
Linköping	Sweden	2015-05-27	2016-11-03	55
Karlstad	Sweden	2015-05-28	2015-12-14	24
Lidköping/Skövde	Sweden	2015-06-04	2015-10-22	54
Uddevalla	Sweden	2015-06-04	2015-09-21	9
Kalmar	Sweden	2015-09-02	2016-03-03	13
Västervik	Sweden	2015-09-02	2016-02-18	22
Karlskrona	Sweden	2015-09-03	2015-12-14	6
Gävle	Sweden	2015-09-10	2015-12-30	28
Sundsvall	Sweden	2015-10-15	2015-10-29	32
Umeå	Sweden	2015-11-19	2016-02-10	30
Halmstad/Varberg	Sweden	2015-12-10	2016-02-17	22
Växjö	Sweden	2016-01-14	2016-03-23	23
Aarhus	Denmark	2016-11-28	2017-04-25	48
Randers	Denmark	2017-09-14	2017-11-07	14
Köpenhamn Rigshospitalet/Herlev	Denmark	2016-12-19	2017-04-20	92
Jönköping	Sweden	2017-01-20	2017-11-13	16
Kristianstad	Sweden	2017-03-20	2017-05-17	23



Aabenraa	Denmark	2017-10-12	2017-12-13	28
Odense	Denmark	2017-11-22	2018-02-16	11
Esbjerg	Denmark	2017-12-12	2018-03-05	4
Viborg	Denmark	2017-11-03	2018-03-16	9
Aalborg	Denmark	2017-10-10	2018-02-07	20
Bad Langensalza	Germany	2018-04-04	2018-05-23	4
Rostock	Germany	2018-03-12	2018-06-07	6
Berlin Spandau	Germany	2018-04-19	2018-09-07	1
Laiko, Athens	Greece	2018-06-28	2018-10-12	2
Vejle	Danmark	2018-03-19	2018-11-07	5
Esslingen	Germany	2018-02-16	2018-10-26	1
Klinikum Kassel	Germany	2018-06-12	2018-11-22	1
<b>Total</b>				<b>1112</b>

Figure: Accumulated site-specific inclusion (only sites generating randomisations as of November 30<sup>th</sup>, 2018 are shown).

